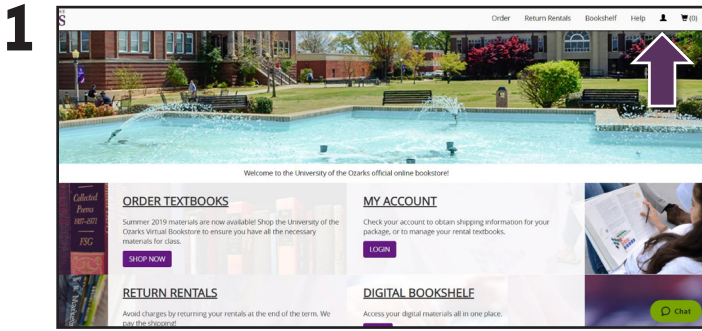
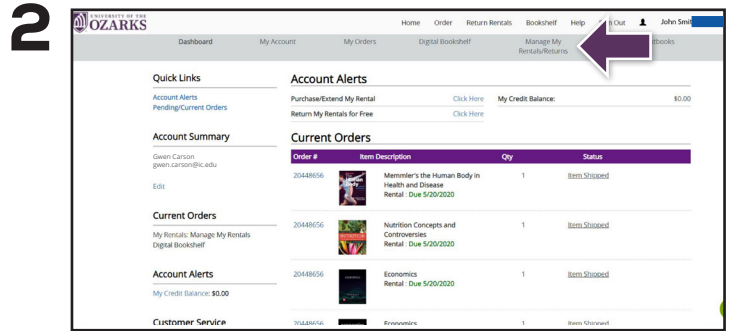


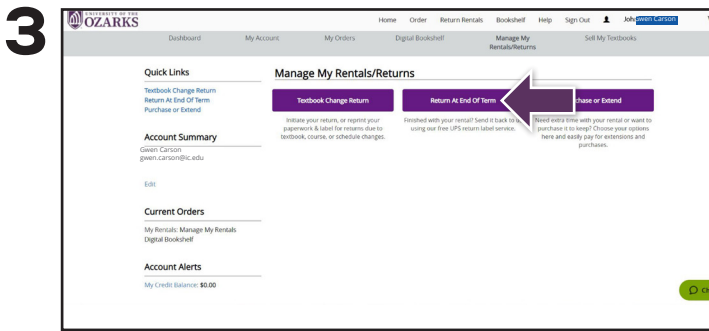
HOW TO RETURN TEXTBOOKS ONLINE



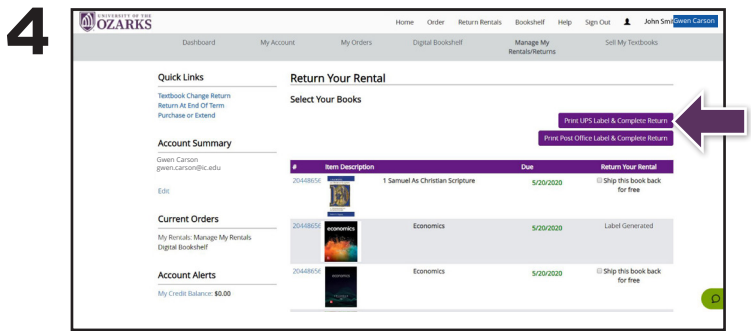
Go to ozarks.ecampus.com and select the "Sign In" button on the "My Account" widget and enter your login information before clicking "Sign In & Continue" to access your account.



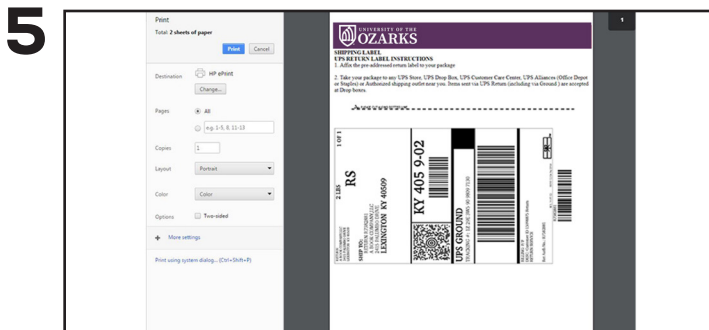
Select "Manage My Rentals/Returns" from the menu bar.



Select "Return at the End of Term".



Textbooks that are eligible for return will be displayed. Select **EACH** textbook(s) you would like to return, and click "Print Label & Complete Return".



Print the prepaid UPS shipping label and packing slip. Once printed, **place the packing slip in the box**, making sure that the books are packed securely, and affix the UPS shipping label to the outside of the box. Take the package to your local UPS shipping location (be sure to get a drop-off receipt!), and you're done!

IF YOU HAVE
TEXTBOOK RETURN QUESTIONS,
PLEASE CALL **(844)523-9055**
OR CONTACT
AA@ECAMPUS.COM
FOR HELP!